



YR3121/YR3122 Transmitter Specification

Product standard

Model	YR3121	YR3122
Transmit frequency	433.92MHz \pm 75KHz	433.92MHz \pm 75KHz
Modulate mode	ASK	ASK
Transmit intensity	+10dBm	+10dBm
Remote channel	1	2
Battery	CR2032 \times 2	CR2032 \times 2

Using range

YR3121 and YR3122 remotes both can be compatible with all kinds of RAEX ASK 433.92MHz receiver motor or control.

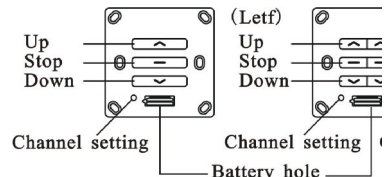
Working in common receivers (not long distance receiver), the control range will be 30 to 50 meters on widen ground, or 15 to 30 meters when obstructed by concrete or metal structure.

Function

[Up], [Stop], [Down] keys control the corresponding action of motor.

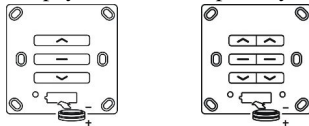
YR3121 control 1 channel

The left and right side key of YR3122 control two channels respectively.



YR3121/YR3122 Installation

1. Open the upper cover of YR3121/YR3122.
2. YR3121/YR3122 has 6 screw holes, using the proper screw to fix the transmitter on the 86*86 insert box.
3. YR3121/YR3122 is compatible with 2pcs CR2032 batteries, stacking up the 2pcs batteries and putting them into the hole of the battery transmitter as the below picture shows in the below, pay attention that polarity must be correct.



4. Fix the upper cover well.

Receiver setting


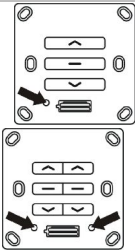

Before use, users must be set remote channel and sure that the transmit signals were recorded in the receiver. As soon as the controller receives remote signal, it will work.

If want to reset all the channels, please delete the remote channels firstly, then reset.

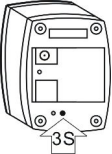
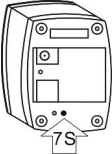
Application illustration

The setting step when the YR3121/YR3122 used together with MD360:

Set the remote channel

		
<p>1. Press [Learning code] 3 seconds till the indicator light is on.</p>	<p>2. Press the [channel setting] Of YR3121 (YR3122 has two [channel setting] and can control two channels respectively) .</p>	<p>3. Press [Learning code] again to confirm the operation , the channel was set.</p>

Delete remote control channels

	
<p>1. Press [Learning] key 3 seconds till the light is on.</p>	<p>2. Press [Learning code] 7 seconds till the indicator light is off.</p>

Warranty period

YR3121/YR3122 remote transmitters carry a three year warranty from the date of invoice. Factitious damage and dismantle are exclusions from warranty.

RAEX MACHINERY LIMITED

Unit A, 2/F, On Wah Industrial Building, 41-43 Au Pai Wan Street,
Shatin, N.T., HongKong.

Tel: 00852-26909728

Fax: 00852-26900018

GUANGZHOU RUIXIANG M. &E. CO., LTD.

Qinglong Road, Qingfeng Industrial Park, Shijing Baiyun,
Guangzhou, China.

Tel: 008620-22014608

Fax: 008620-36004528