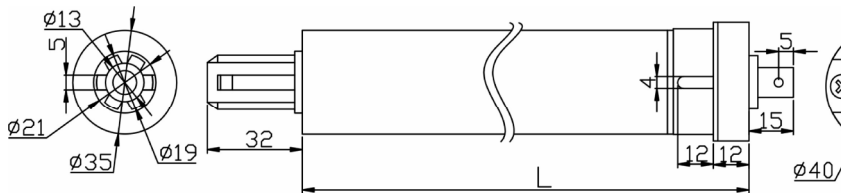




# TA35 AC tubular motor

## Instruction

### Motor Specifications



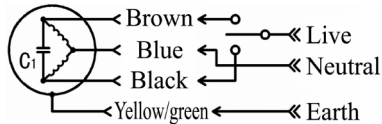
Model	L
TA35-3/26	452
TA35-6/14	452

Motor type	Voltage	Frequency	Current	Power	Torque	Rotar, spec
TA35-3/26	220V	50Hz	0.5A	110W	3Nm	26rpn
TA35-6/14	220V	50Hz	0.5A	110W	6Nm	14rpn
Insulation CL		Class B				
protection index		IP44				
Overheating protection		S2 4min.				

## Motor connection Methods

---

Please connect the motor and wires according to the below drawing.



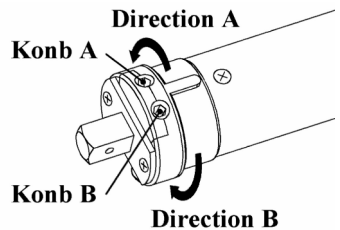
## Limit setting

---

There are two limit knobs on the motor head, which are used to set the limits of direction A and direction B.

### Attention

1. Please set the limit after the whole system installed (including the whole blind system).
2. Direction A and direction B are the turning directions of the output shaft of motor. Sometimes these two directions are the same with the blind moving direction, sometimes different. So please do not refer the blind moving direction as the motor turning direction.



### Setting steps

1. Operate the motor on direction A. It will stop automatically when it reaches the pre-establish stop point.
2. Use adjust pen to adjust direction A knob to set the stop point.

If the current stop point does not reach the aim stop point, please adjust direction A knob on the direction "+". During the moment of adjustment, the motor will move

following the scope of adjustment till the motor reaches the aim stop point.

If the current stop point is over the aim stop point, please adjust direction A knob on the direction “-”. At this time you should operate the motor to move a little on the direction B. Then operate the motor to turn on the direction A again. The motor will reach the stop point which adjusted.

3. According to the up steps, please set the direction B through direction B knob.

4. If the more exact stop point requested, please operate the motor up and down at the whole limit several times, and look round the stop point. If necessary, please jiggle the limit according to the step 2.

## **RAEX MACHINERY LIMITED**

---

Unit A, 2/F, On Wah Industrial Building, 41-43 Au Pai  
Wan Street, Shatin, N.T., HongKong.

Tel: 00852-26909728

Fax: 00852-26900018

## **GUANGZHOU RUIXIANG M & E CO., LTD.**

Qinglong Road, Qingfeng Industrial Park, Shijing  
Baiyun, Guangzhou, China

Tel: 008620-22014608

Fax: 008620-36004528